

EXAM NOTICE

Final Exam Date and Time

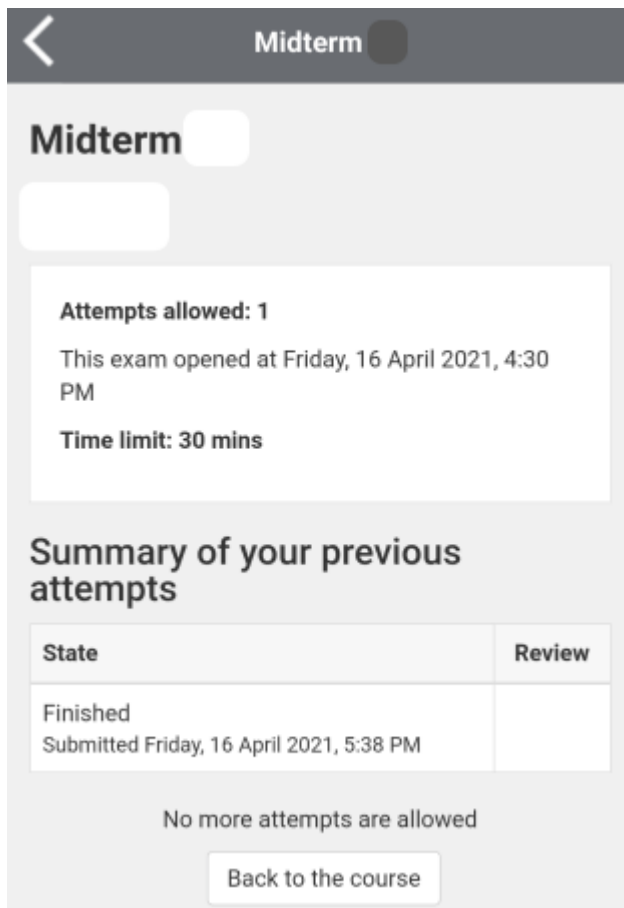
- **09:30 A.M. – 11:30 A.M., Monday, June 14th, 2021 (IST)**

The final exam will be held on Monday, June 14th, 2021.

This is not an open book exam therefore, no student is permitted to use any books, notes, papers, or any other electronic devices during an in-class examination except with the express permission of the instructor.

During the exam, you cannot use copy and paste function and cannot right click on mouse.

Once you finish the exam, hit the 'Next' or 'Finish attempt ...' button. Then, click 'Submit all and finish' TWICE. And make sure to see 'Summary of your previous attempts' page.



***** Please be aware that the image is re-used from the previous exam.**

The final exam is **ONLY ONE** attempt. If you don't take the exam during this time, you will not have another chance. There will be no exception. Please make sure to take the final exam at the given date and time.

ONLINE CHEATING GUIDE

This is to inform you that Global Cyber University thoroughly manages and supervises online cheating in accordance with the guidelines of the Ministry of Education of Korea. The actions such as ‘an act of taking attendance by the third party’, ‘an act of performing assignments and exams on their behalf’, ‘an act of leaking and sharing exam questions and answers’, ‘an act of leaving the online exam screen during the exam’, and ‘an act of using special keys (Alt, Ctrl, Windows Key, etc.) to find answers and information’ will be considered cheating. In accordance with Article 7 of the Regulations for Grade Evaluation, all relevant persons will receive 0 (zero) or F grade, and disciplinary action will be taken under Article 54 of the Academic Regulations.

Criteria for judging fraudulent behavior

1. Impersonating someone during a test or exam
2. Performing a fraudulent manner in attendance, assignments, exams, etc.
3. If the student did not intentionally take the exam, that student will receive 0 (zero) or F grade.
4. Sharing information or answers with other students during the exam hours
5. Duplicating log-in (simultaneous access with one ID)
6. If you leave the screen or use another program, that student will receive 0 (zero) or F grade.

EXAM POLICY

Please read the exam policy first and then take the exam. Any responsibility arising from not reading the policy is the examinee’s own responsibility.

- No cheating

Global Cyber University will not tolerate any cheating. Anyone caught cheating or having someone other than the examinee to take the exam shall receive 0 (zero) or F grade in accordance with Article 7 of the Regulations for Grade Evaluation, and shall be disciplined in accordance with Article 54 of the Academic Regulations.

- When someone other than the examinee is taking the exam
- In consultation with other student to solve exam questions
- If you share questions or answers

- Do not use special keys

To prevent cheating, using special keys are prohibited. If you use special keys, you can be considered cheating and receive disciplinary action.

*** Special key: Alt, Ctrl, Windows key, etc.

- Do not leave the exam screen

During the exam, do not leave the exam screen. Please complete the exam within the given time.

- End other programs

Please be sure to end all programs that are not related to the exam and then take the exam. You are responsible for any damage caused by the use of other programs.

By taking an exam, Global Cyber University assumes that you agree not to cheat in exam and agree to fully understand and to follow the exam policy.

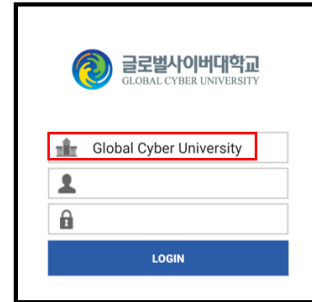
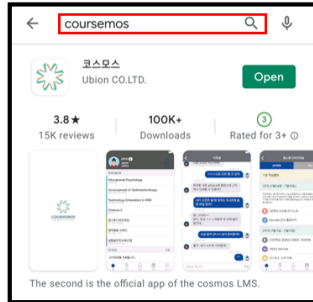
How to Use Mobile APP or Mobile WEB to Take the Exam

*** Please be aware that the image is re-used from the previous exam.

1/4

GCU Mobile App

You can use both Mobile Web and Mobile App to take the Midterm exam.



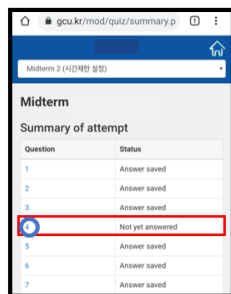
- ① Search 'coursemos' at the app store.
- ② Download the app.

- ① Enter 'Global Cyber University'.
- ② Enter 'your GCU ID'.
- ③ Enter 'your password'.

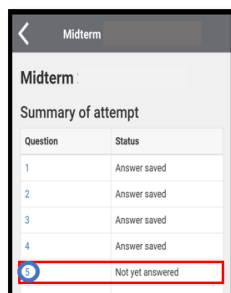
2/4

How to Answer All Questions

Mobile Web



Mobile App



When you skip a question or want to change the answers, **DO NOT use backward or forward buttons.**

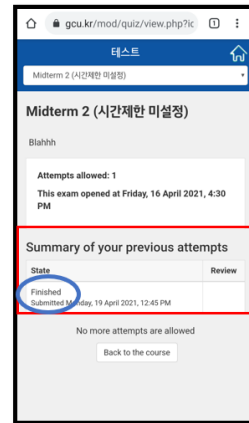
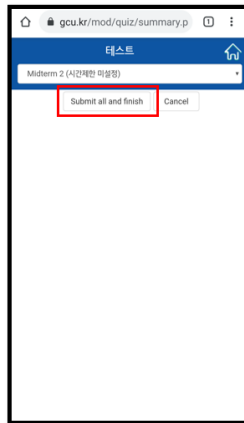
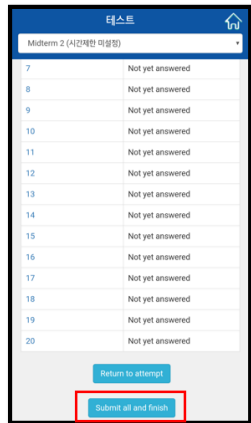
After you solve all 20 questions, you will see this page.

- ① Find 'Not yet answered' questions.
- ② **Click the number** of 'Not yet answered' question.
- ③ You will see that question again.
- ④ Answer it.

3/4

Submitting the exam

Mobile Web



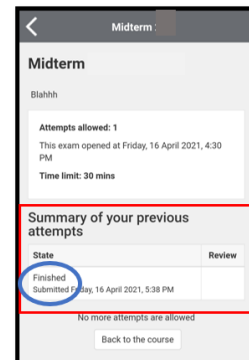
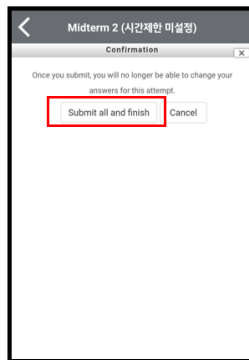
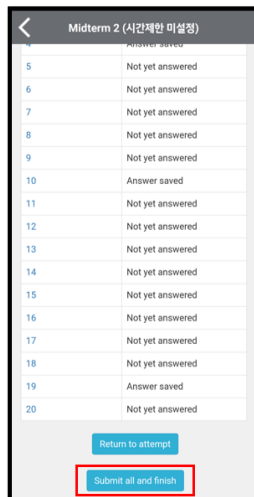
Once you finish the exam

- ① Click **'Submit all and finish'** **TWICE**.
- ② Make sure to see **'Summary of your previous attempts'** page. It will say **'Finished'** and **'Submitted'**.

4/4

Submitting the exam

Mobile App



Once you finish the exam

- ① Click **'Submit all and finish'** **TWICE**.
- ② Make sure to see **'Summary of your previous attempts'** page. It will say **'Finished'** and **'Submitted'**.

***** Please be aware that the image is re-used from the previous exam.**